


CONNECTING :

Rear of Amplifier :



- 1) Center output
- 2) Rear Left output
- 3) Rear Right output
- 4) Front Left output
- 5) Front Right output
- 6) Center In/Out
- 7) Rear Left In/Out
- 8) Rear Right In/Out
- 9) Front Left In/Out
- 10) Front Right In/Out
- 11) Power Plug (with fuse)

DETAILS OF FUNCTIONS :

Front of Amplifier :



- 7) Power indicator led

E.C. MARKING :

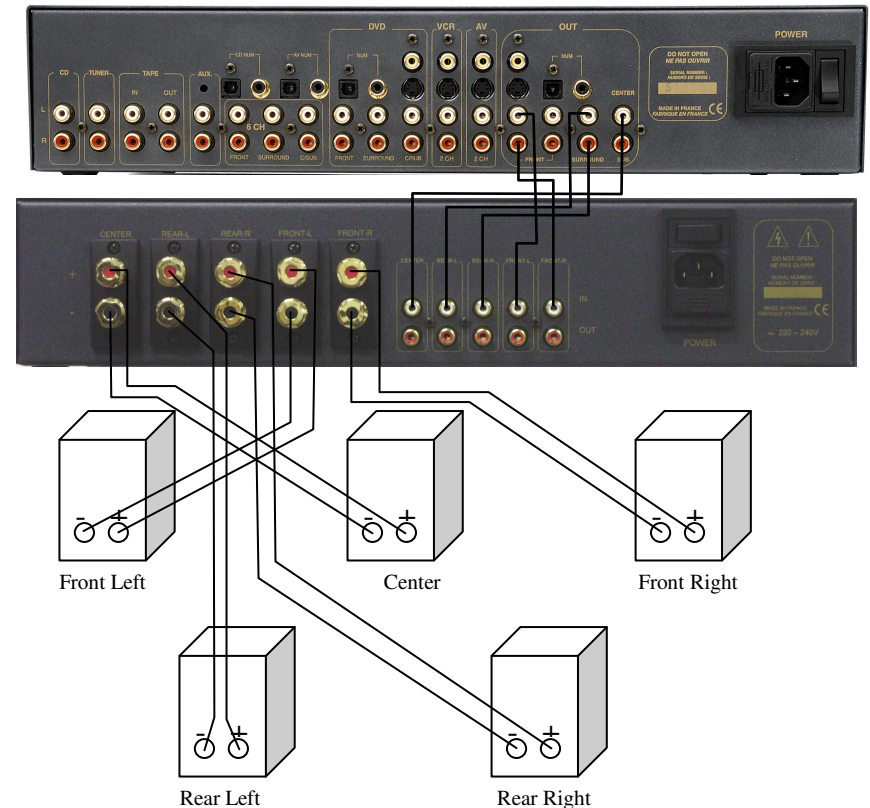
E.C. marking certified the conformity with low tension directive 73/23/CEE, directive CEM 89/336/CEE and national transpositions.

ADVISES :

- To optimise the performances your amplifier, you should switch it on at least half an hour before any listening, the time for power stage to reach their ideal working temperature. Between two utilisation, it's better to use the stand-by position, so that the power stages remains at their optimal temperatures.
- We advise you to use good wires to link with the other elements (Preamp., Loudspeakers...). Don't hesitate to take advise from your dealer.
- Your Amplifier is equipped with a temporised switch on. A relay protect loudspeakers on output power stage from over-voltage.

GLOBAL CONNECTIONS :

Here is below an example of how to interconnect 1 multichannel preamp PR5.1, 1 AV500 and 5 loudspeakers. With 2 AV500 (1 AV500 for tweeters and 1 for bass), It is always possible to make a biampification. In that case, drive the 2nd AV500 from the outputs of the first one.



CLEANING:

Before any cleaning, switch off your amplifier (11). Use a soft and dry rag to clean up the appliance. Never use acetone, white-spirit, ammoniac, or any kind of product containing abrasive agent. Never try to clean up inside the appliance.

GUARANTEE :

The guarantee is **two years** long from date of purchase. We recommend you to ask your dealer to fill the guarantee and to conserve it. The guarantee is only available for appliance which have been use correctly.

TECHNICALS FACTS	AV500
Efficacy power Watts RMS / 8 ohms (230 V) :	5x85 W / 2x100 W
Efficacy power Watts RMS / 4 ohms (230 V) :	5x100 W / 2x140 W
Power supply :	660 VA
Total of capacitors :	73 000 µF
Number of Inputs :	2x5
Input impedance :	47 kOhms
Sensitivity :	from 1,58V to 1,77V
Signal/Noise :	100 dB
Distorsion at 1kHz :	0,005 %
Frequency response :	5 Hz – 200 kHz
Rise Time :	1,3 µs
Dimensions :	440 x 90 x270 mm
Weight :	12 kg

ATOLL ELECTRONIQUE® is a French Company who conceive, manufacture and commercialise all its products.

You have just bought an amplifier with exceptional audiophile performance. We really thank you for your confidence in our products. To get the best part of your amplifier, please read carefully this manual.

CAUTIONS :

- Put your amplifier in a dry and well ventilated place, far from source of heat;
- Do not put something on your amplifier;
- **Do not make any plug in when the amplifier is on;**
- Avoid any short-cut;
- Respect polarity + & - and switch left & right;
- Do not plug in two speakers in parallel on the same output.


You will find enclosed :

- a 5 channel amplifier ;
- one powerlead;
- this manual with the certificate of guarantee.

OWNER'S MANUAL

5 channel Power Amplifier

AV500



GUARANTEE

*To present to your dealer with the buying invoice when returning back the
appliance:
Model AV500*

ATOLL ELECTRONIQUE®
Boulevard des Merisiers
50370 BRECEY
FRANCE

Dealer Stamp

Date of purchase :

Place of purchase :

Buyer signature :